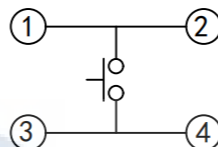
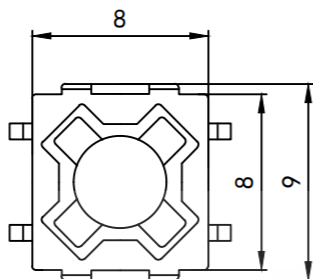
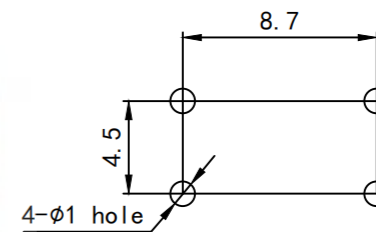
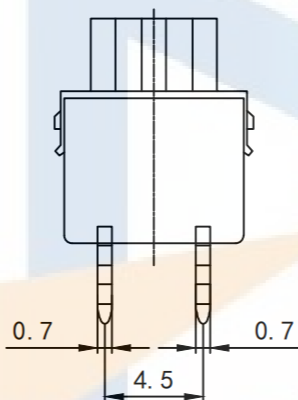
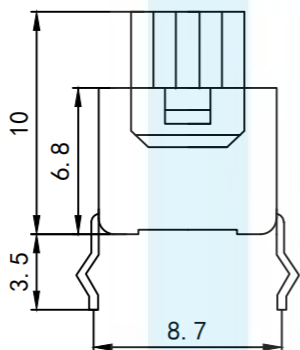


RoHS2.0
Compliant ✓



Circuit Diagram



PC board mounting hole dimensions
(Viewed from switch mounting face)

Typical Specifications
 Rating(max.):5mA 12V DC
 Rating(min.):10uA 1V DC
 nitial contact resistance:1kΩ max
 Travel (mm):1.75

TOLERANCE			东莞市恒祺电子科技有限公司			
X. XXX	±0.05		Dongguan Hengqi Electronic Technology Co., Ltd			
X. XX	±0.15	https://www.hq-dz.com		phone:15812872448		
X. X	±0.20	TITLE: 轻触开关		PART NO:HQ-TS-F009		
X.	±0.30			DRAWING NO:8*8*10		
ANGLE	±5.0°	DRAWN: _____ CHECKED: _____ APPROVED: _____		DATE:	18-10-08	UNIT: mm
				DATE:	18-10-08	SCALE: FULL
				DATE:	18-10-08	SIZE: A4