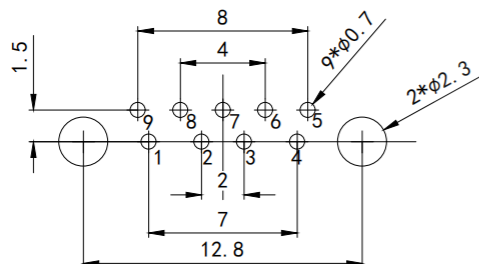


RoHS2.0
Compliant



P. C. B LAYOUT
TOL: ±0.05

NOTE:

1. MATERIAL:

- 1.1 INSULATOR: PBT & PA9T & LCP
- 1.2 CONTACT: COPPER ALLOY
- 1.3 SHELL: BRASS

2. ELECTRICAL CHARACTERISTICS:

- 2.1 CONTACT RESISTANCE: 30mΩ MAXIMUM
- 2.2 CONTACT CURRENT RATING: 1.5A
- 2.3 DIELECTRIC WITHSTANDING

VOLTAGE: 100 V R. M. S.

2.4 INSULATION RESISTANCE 100 MEGOHMS MIN

2.5 OPERATING TEMPERATURE: -20° C ~ 60° C

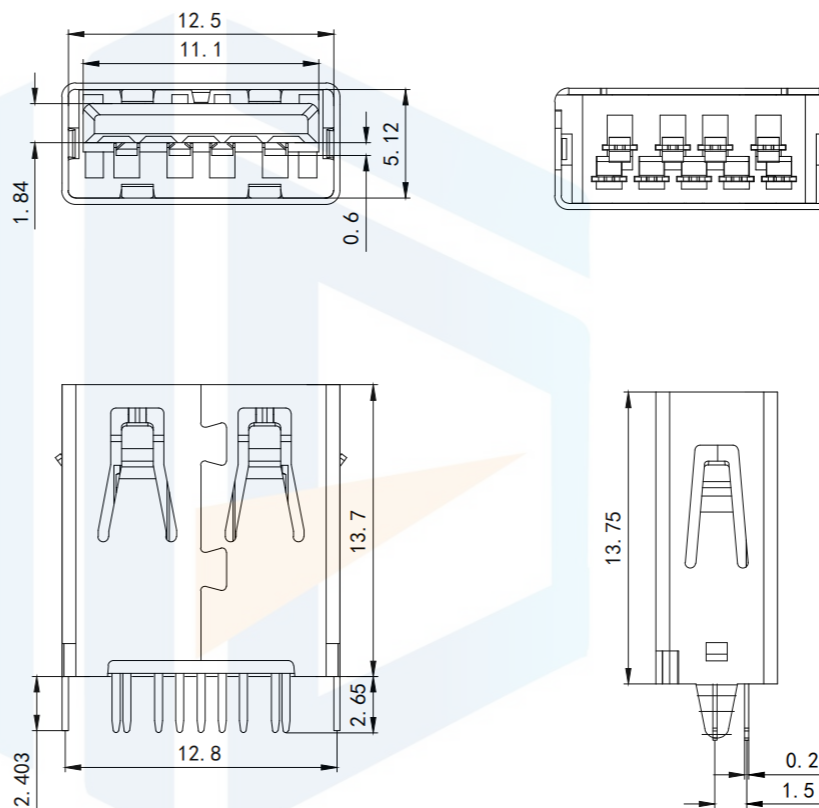
3. PLATING

3.1 TERMINAL:

- 50u" MIN NICKEL ALL OVER
- 100u" MIN Tin ON SOLDER AREA
- (1~30)u"Au ON CONTACT AREA

3.2 SHELL: 80u" MIN. NICKEL ALL OVER

4. PART NO.:

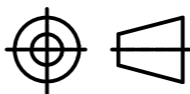


Pin #	SIGNAL NAME
1	VBUS
2	D-
3	D+
4	GND
5	StdA_SSRX-
6	StdA_SSRX+
7	GND_DRAIN
8	StdA_SSTX-
9	StdA_SSTX+
Shell	Shield

TOLERANCE

X. XXX	±0.05
X. XX	±0.15
X. X	±0.20
X.	±0.30
ANGLE	±5.0°

PROTECTON



东莞市恒祺电子科技有限公司

Dongguan Hengqi Electronic Technology Co., Ltd

<https://www.hq-dz.com>

phone: 15812872448

TITLE:

USB3.0 A/F 立式插板 13.7
直边 2 定位脚直脚

PART NO: USB3.0-T014

DRAWING NO: 13.7*12.5*5.12

DRAWN:

CHECKED:

APPROVED:

DATE:

DATE:

DATE:

18-10-08

18-10-08

18-10-08

UNIT:

SCALE:

SIZE:

mm

FULL

A4