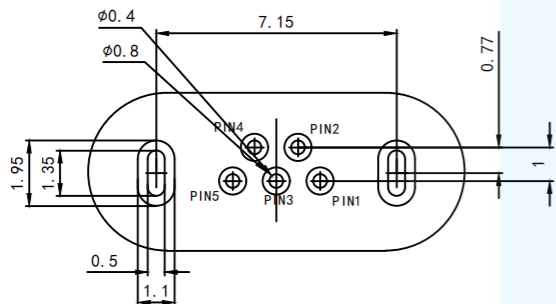
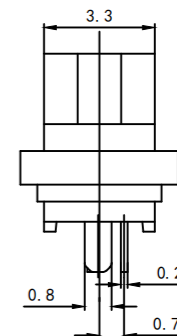
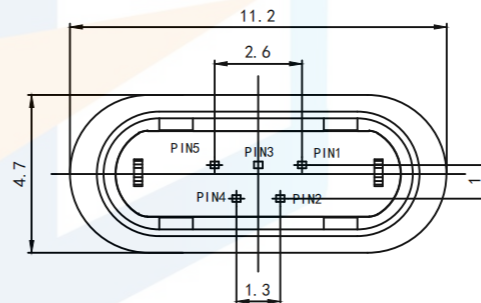
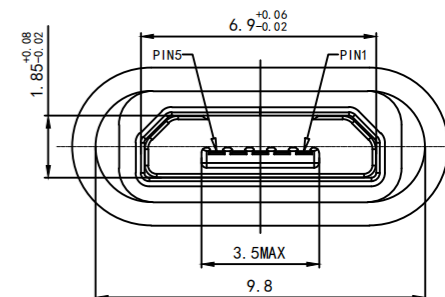
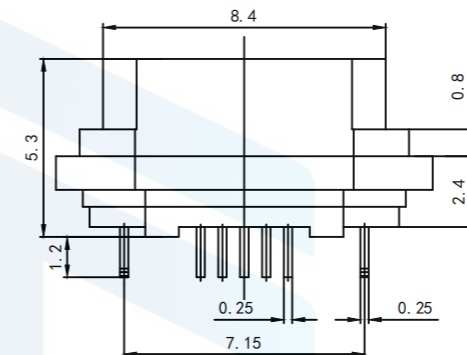
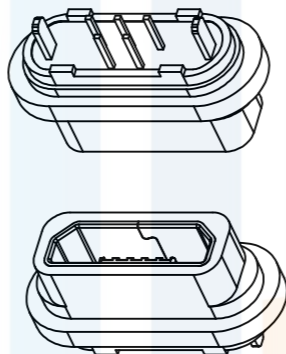


RoHS2.0
Compliant



RECOMMEND P. C. B LAYOUT (COMPONENT SIDE)
TOLERANCE FOR PCB LAYOUT IS ± 0.05



SPECIFICATION:

- 1 Current rating:
Signal (Pins2, 3, 4) 1A Max;
Power (Pins1, 5) 2.0A Max;
- 2 Dielectric withstanding
voltage: 100 V(ac) for 1 min.
- 3 Contact resistance: 30 mΩ Max.
- 4 Insulation resistance: 100 MΩ Min.
- 5 Total mating force: 3.57 Kgf Max.
- 6 Total unmating force: 1.0 Kgf Min.
- 7 Temperature range: -30° C~80° C
- 8 Waterproof: IPX 7.

TOLERANCE X. XXX ± 0.05 X. XX ± 0.15 X. X ± 0.20 X. ± 0.30 ANGLE $\pm 5.0^\circ$		东莞市恒祺电子科技有限公司 Dongguan Hengqi Electronic Technology Co., Ltd		
		https://www.hq-dz.com phone:15812872448		
PROTECTON 	DRAWN: CHECKED: APPROVED:	TITLE: MICRO 5P 防水立插H=5.3		
		PART NO: MICRO05P-L053FS		
		DRAWING NO: 11.2*4.7*5.3		
		DATE:	18-10-08	UNIT: mm
		DATE:	18-10-08	SCALE: FULL
		DATE:	18-10-08	SIZE: A4